

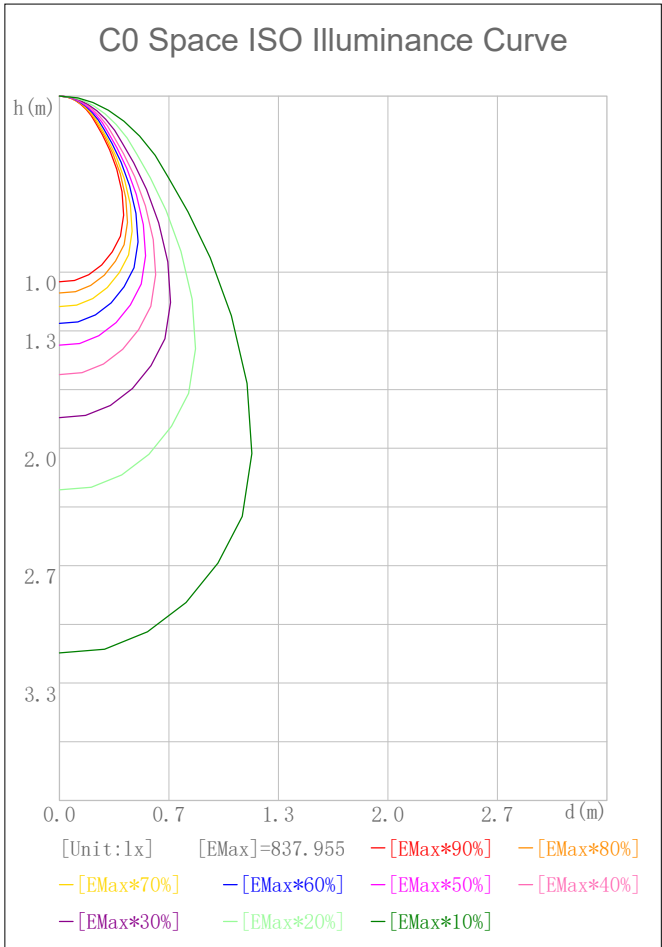
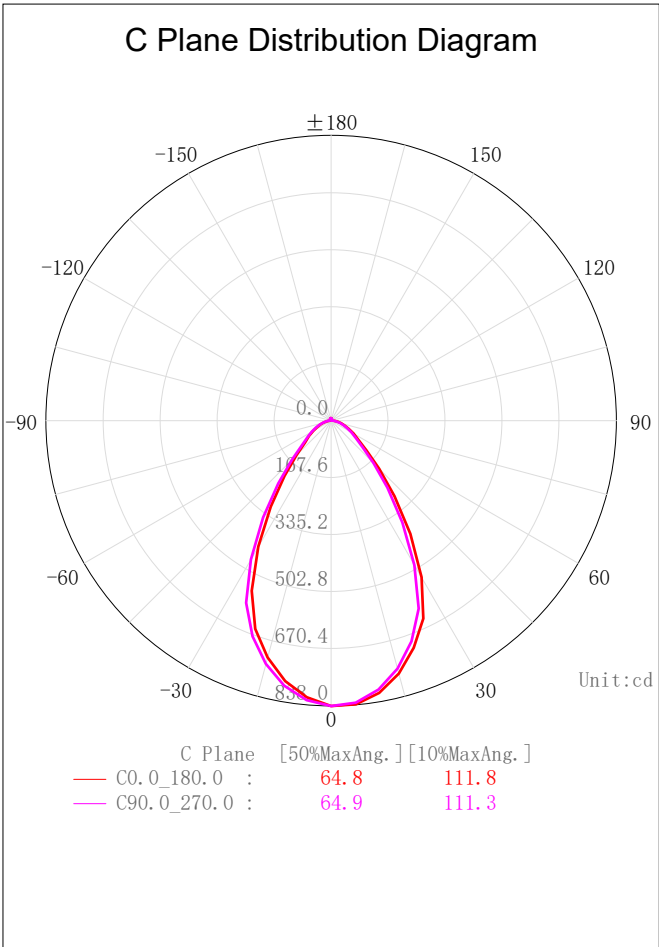
Indoor Luminaire Photometric Data

Description Information

Luminary Name: SD07-15-XX-01 2700K RA90 白色		Lum. Catalog:	Test ID: 01
Lamp Name:		Lamp Catalog: LED	Test Date: 2022/10/10
Manufacture: Shenzhen Norming Lightin		Shld. Ang(°):	Test Machine:GON-2000
Test Lab: Quality Departmnt		Frequency (Hz):	Lamp CCT (K): Ra:
Lum. Size (W*L*H):0.055m*-0.055m*0.000m		Lum. Area (m2):0.002	Lum. W (kg): 0.000
Test System: C, γ	Test Step: C=90.0 γ=5.0	Temp. (°C): 25	Humidity(%):

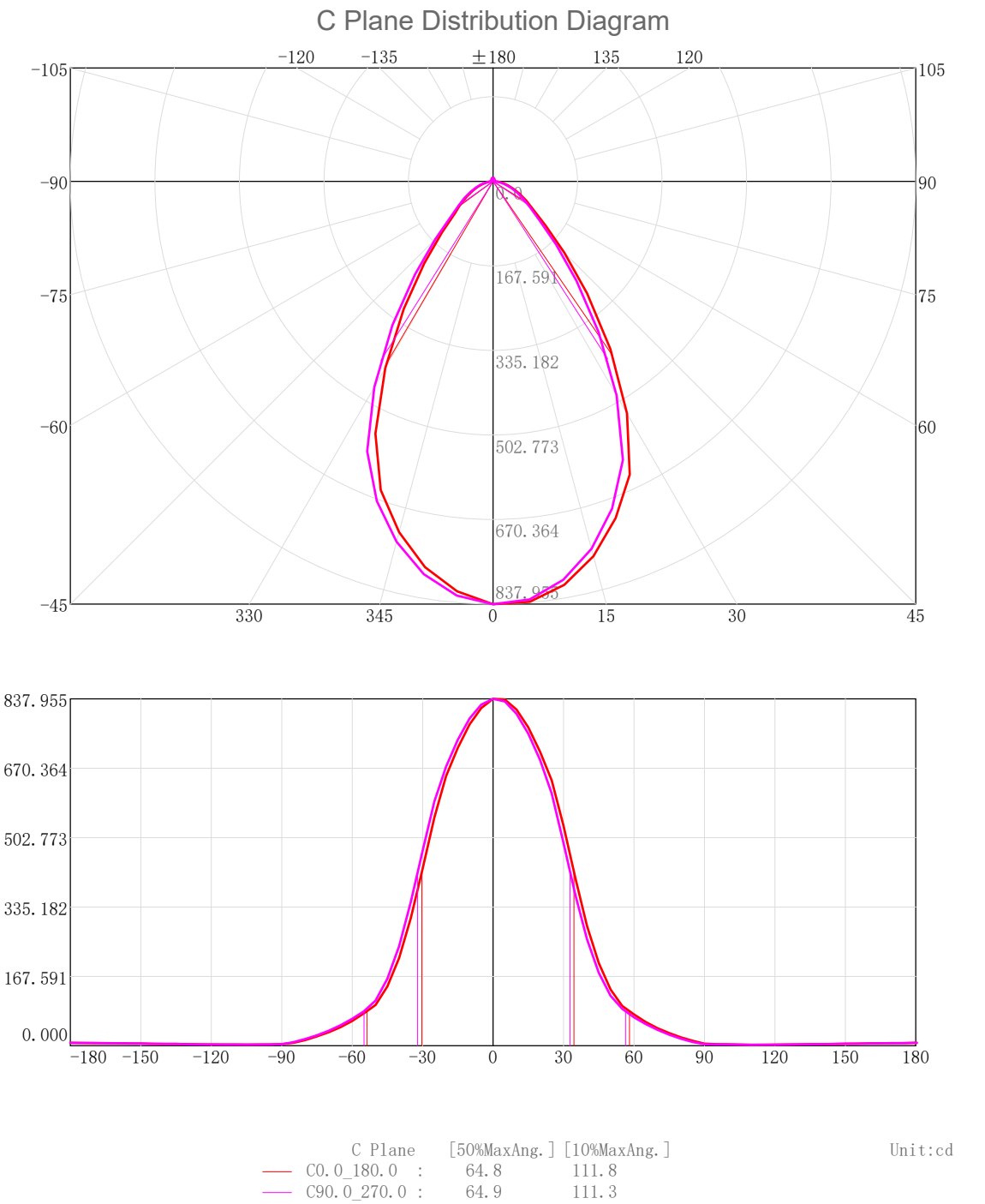
Character Parameter

Lamp Speciality Parameter		Luminaire Speciality Parameter	
Rated Flux(lm): 1112.620	Luminary Flux(lm): 1112.616	Field Angle(10%Imax): 111.8(°)	
Rated Power(W):	Luminary Efficiency: 100.00%	Down Lumens&Percent: 1088.245lm 97.81%	
Rated Voltage(V):	Luminary EER(lm/W): 80.391	Up Lumens&Percent: 24.371lm 2.19%	
Tested Power(W): 13.840	Max. Candela(cd): 837.955	S/MH: C0_a180=0.973 C90_270=0.976	
Lamps' Inside: 1	Max Cand@Ang. (°): C=0.0 γ=0.0	CIE Type: Semi-Direct	
Tested Electrics (V, A, pf):240.0, 0.062	Beam Angle(50%Imax): 64.8(°)	ErP Φ use(90°): 850.536lm	
Lamp Size (W*L*H):0.055m*-0.055m*0.000m	Left=-30.3°, Right=34.5°	IRF(%): 180.800	



2D Plane Light Intensity Distribution Curve

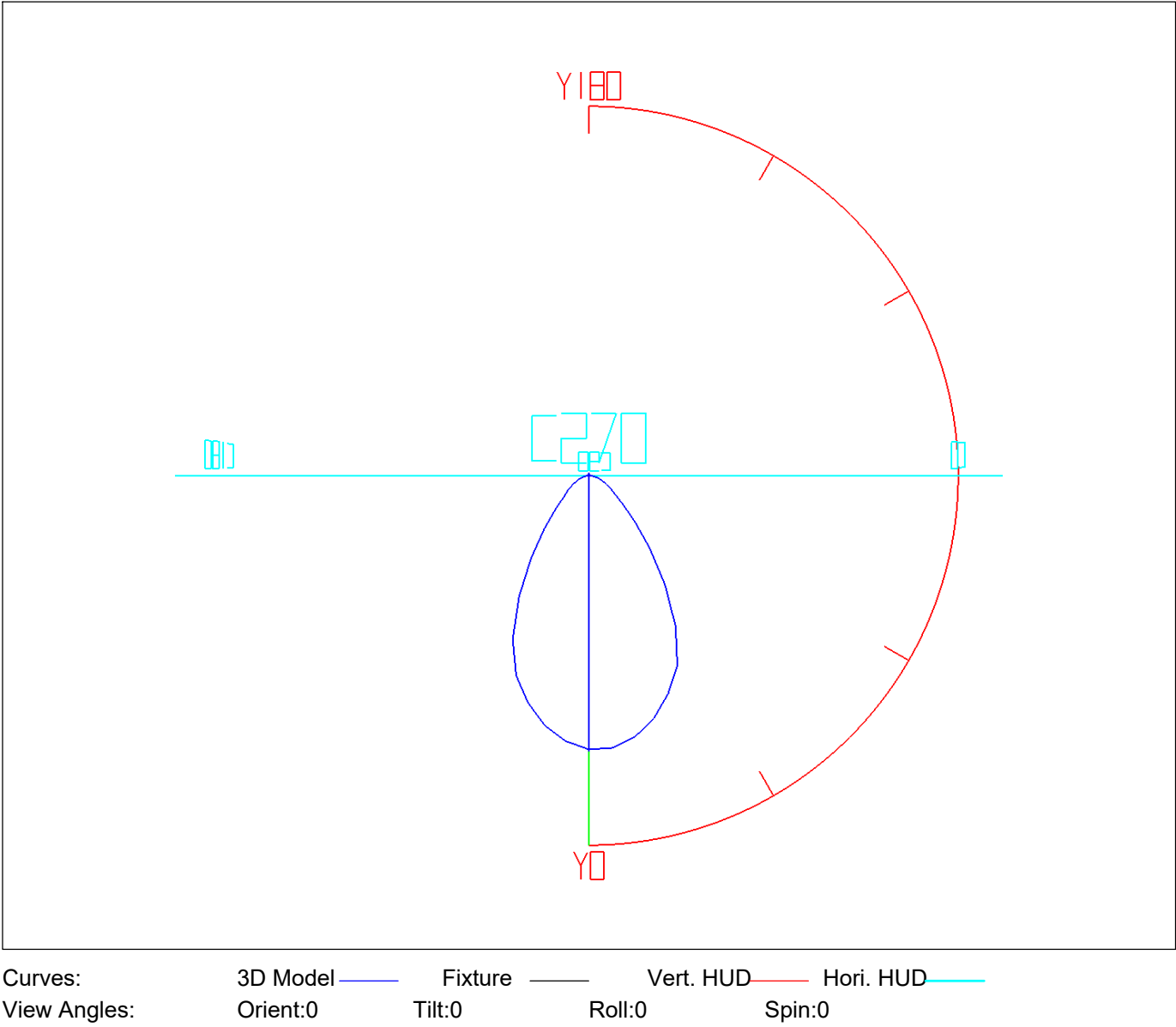
Lum. Name:SD07-15-XX-01 2700K RA90 白色	Lum. Catelog:	Test ID:01
Lamp Name:	Lamp Catelog:LED	Test Lab:Quality Departmnt
Manufacture:Shenzhen Norming Lightin	Test Machine:GON-2000	Test Date:2022/10/10



3D Light Intensity Distribution Modal

Lum. Name:SD07-15-XX-01 2700K RA90 白色	Lum. Catelog:	Test ID:01
Lamp Name:	Lamp Catelog:LED	Test Lab:Quality Departmnt
Manufacture:Shenzhen Norming Lightin	Test Machine:GON-2000	Test Date:2022/10/10

3D Light Intensity Distribution Modal

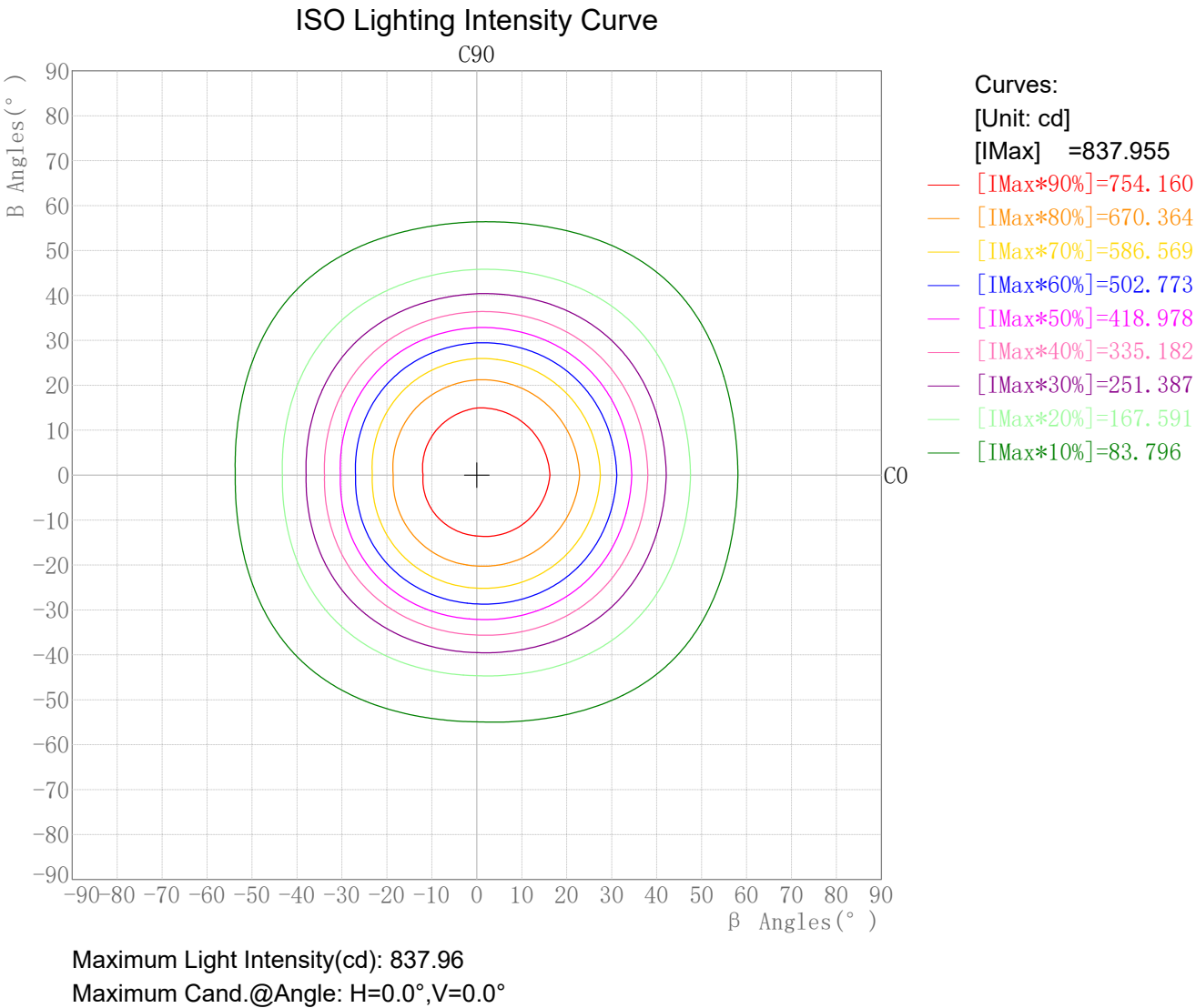


Zonal Flux Tabulation

Zone(γ)	Zone Flux (lm)	Sums Flux (lm)	Zone%Lamp	Sums%Lamp
0.0-5.0	19.90	19.90	1.79	1.79
5.0-10.0	58.03	77.93	5.22	7.00
10.0-15.0	91.39	169.32	8.21	15.22
15.0-20.0	117.58	286.90	10.57	25.79
20.0-25.0	134.17	421.07	12.06	37.84
25.0-30.0	136.38	557.45	12.26	50.10
30.0-35.0	123.15	680.60	11.07	61.17
35.0-40.0	101.23	781.83	9.10	70.27
40.0-45.0	77.85	859.69	7.00	77.27
45.0-50.0	57.92	917.60	5.21	82.47
50.0-55.0	44.18	961.78	3.97	86.44
55.0-60.0	35.71	997.49	3.21	89.65
60.0-65.0	28.85	1026.34	2.59	92.25
65.0-70.0	22.51	1048.85	2.02	94.27
70.0-75.0	16.77	1065.62	1.51	95.78
75.0-80.0	11.66	1077.28	1.05	96.82
80.0-85.0	7.21	1084.49	0.65	97.47
85.0-90.0	3.75	1088.24	0.34	97.81
90.0-95.0	2.14	1090.38	0.19	98.00
95.0-100.0	1.87	1092.25	0.17	98.17
100.0-105.0	1.69	1093.95	0.15	98.32
105.0-110.0	1.51	1095.46	0.14	98.46
110.0-115.0	1.46	1096.92	0.13	98.59
115.0-120.0	1.46	1098.38	0.13	98.72
120.0-125.0	1.48	1099.86	0.13	98.85
125.0-130.0	1.50	1101.36	0.13	98.99
130.0-135.0	1.57	1102.93	0.14	99.13
135.0-140.0	1.59	1104.52	0.14	99.27
140.0-145.0	1.53	1106.05	0.14	99.41
145.0-150.0	1.49	1107.54	0.13	99.54
150.0-155.0	1.39	1108.93	0.12	99.67
155.0-160.0	1.23	1110.16	0.11	99.78
160.0-165.0	1.03	1111.19	0.09	99.87
165.0-170.0	0.77	1111.97	0.07	99.94
170.0-175.0	0.48	1112.45	0.04	99.98
175.0-180.0	0.17	1112.62	0.02	100.00

Rectangle ISO Lighting Intensity Diagram

Lum. Name:SD07-15-XX-01 2700K RA90 白色	Lum. Catelog:	Test ID: 01
Lamp Name:	Lamp Catelog: LED	Test Lab: Quality Departmnt
Manufacture: Shenzhen Norming Lightin	Test Machine:GON-2000	Test Date: 2022/10/10

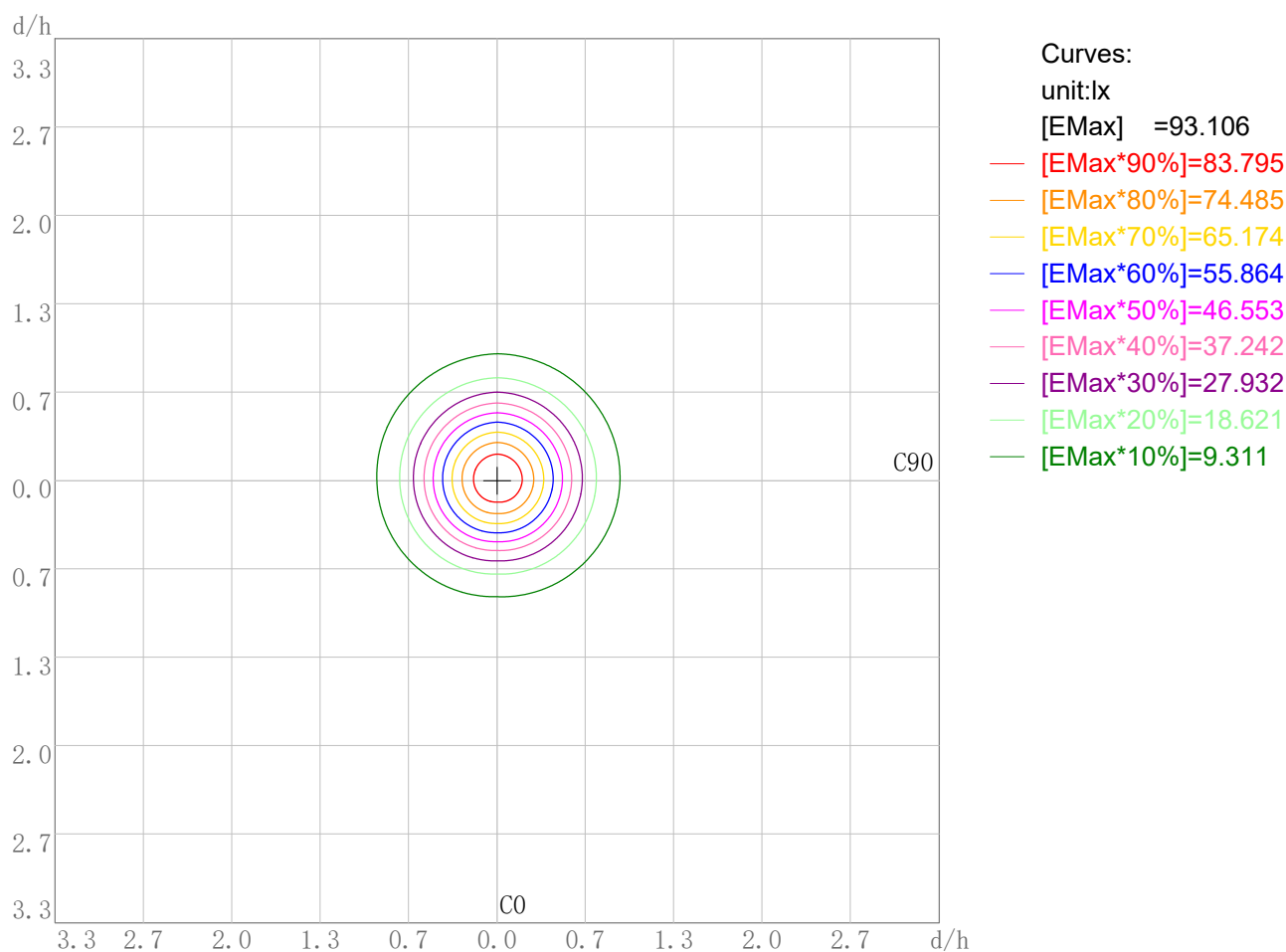


## Photometric Filename:SD07-15-XX-01 2700K RA90 白色.IES

## Plane ISO-Illuminance Diagram

Lum. Name: SD07-15-XX-01 2700K RA90 白色	Lum. Catalog:	Test ID: 01
Lamp Name:	Lamp Catalog: LED	Test Lab: Quality Department
Manufacture: Shenzhen Norming Lightin	Test Machine:GON-2000	Test Date: 2022/10/10

## Plane ISO-Illuminance Curve



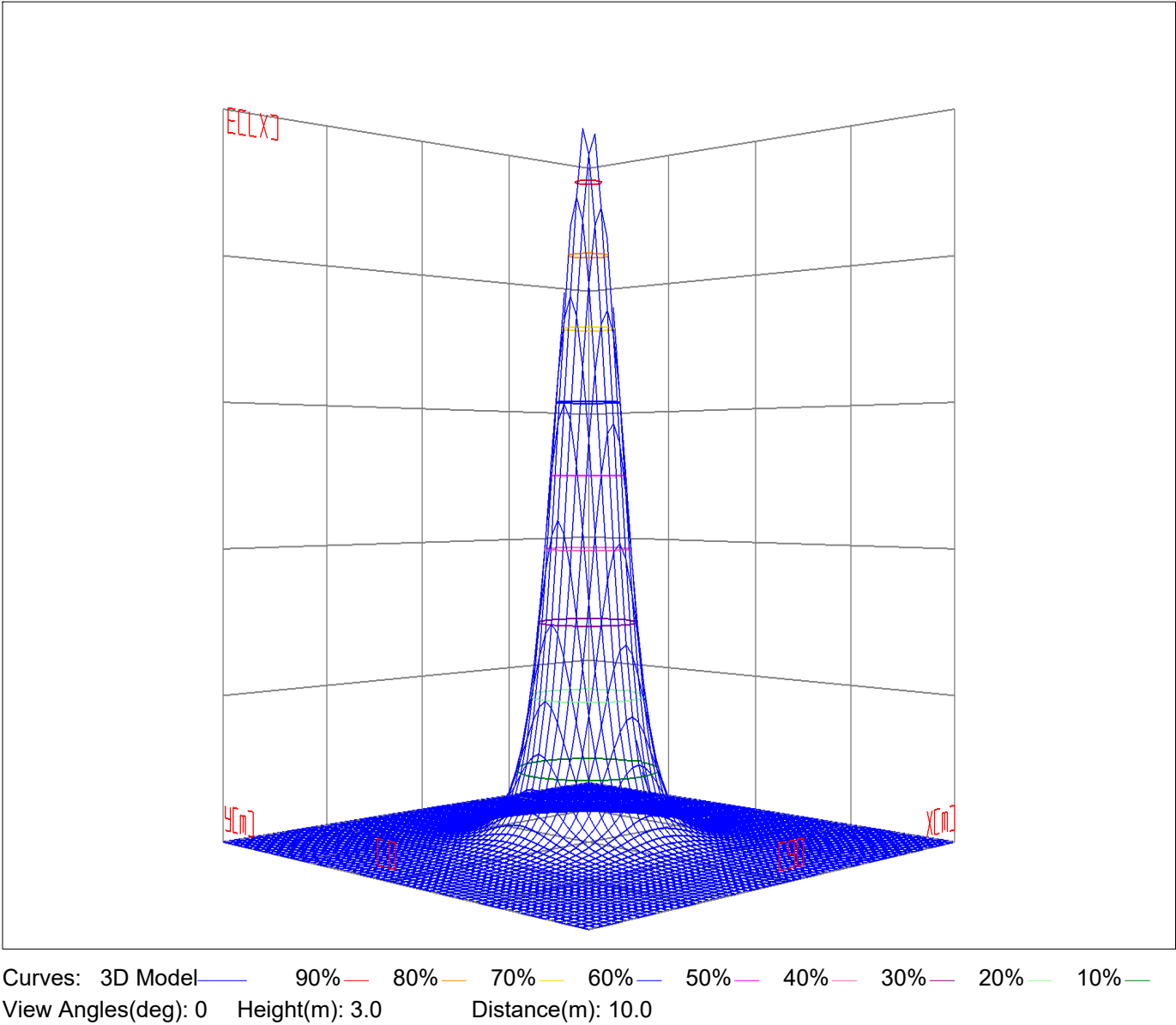
Working Plane Maximum Illuminance(lx): 93.11

Working Plane Maximum Illuminance Position(d/h):H0.0 V0.0

3D Plane ISO Illuminance Diagram

Lum. Name:SD07-15-XX-01 2700K RA90 白色	Lum. Catelog:	Test ID:01
Lamp Name:	Lamp Catelog:LED	Test Lab:Quality Departmnt
Manufacture:Shenzhen Norming Lightin	Test Machine:GON-2000	Test Date:2022/10/10

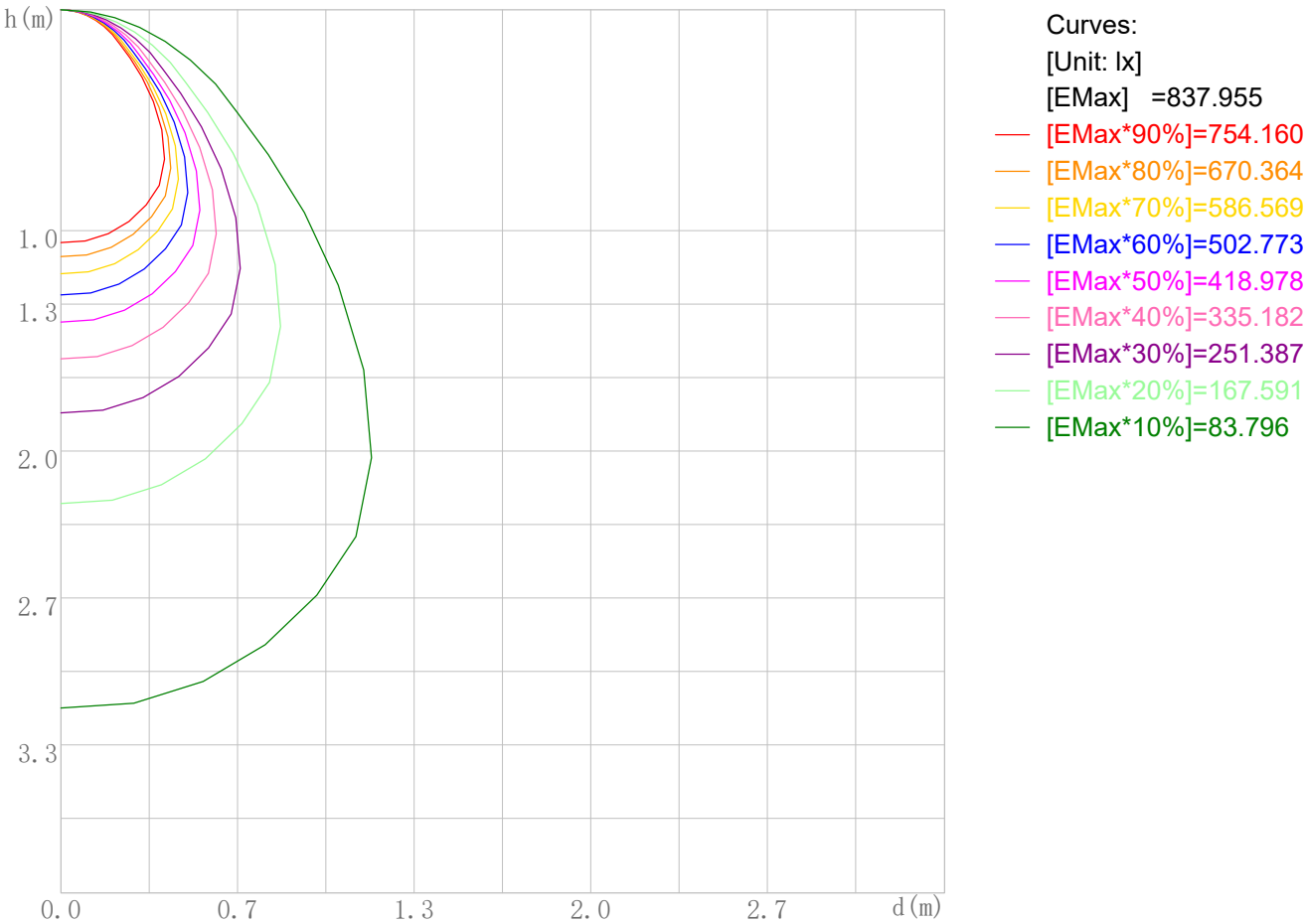
3D Plane Illuminance Modal



Space ISO Illuminance Diagram

Lum. Name:SD07-15-XX-01 2700K RA90 白色	Lum. Catelog:	Test ID:01
Lamp Name:	Lamp Catelog:LED	Test Lab:Quality Departmnt
Manufacture:Shenzhen Norming Lightin	Test Machine:GON-2000	Test Date:2022/10/10

Space ISO Illuminance Curve

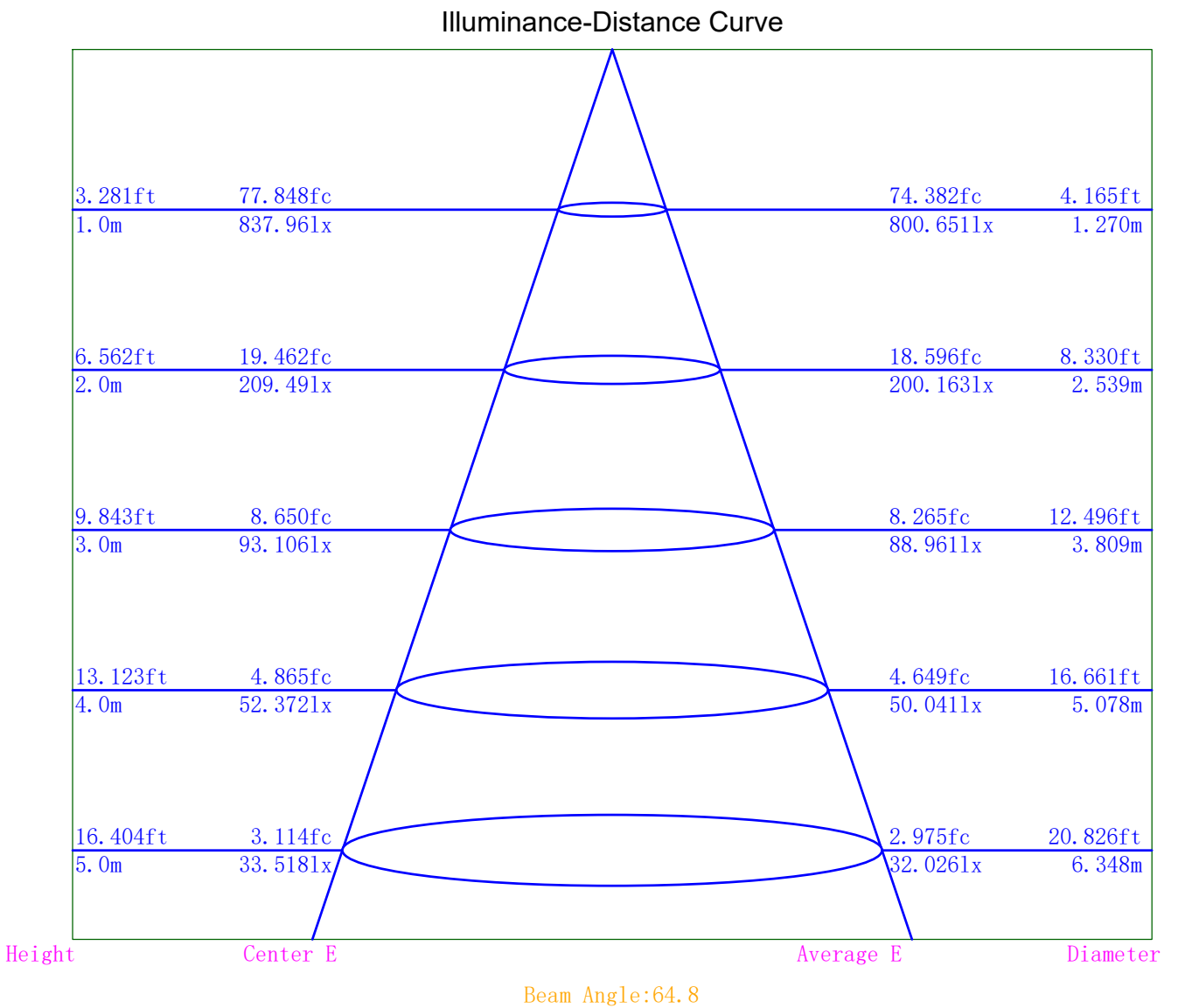


Space Plane Maximum Illuminance and @Angle:837.96lx,0.0deg  
Plane Maximum Lighting Intensity and @Angle:837.955cd,0deg



Illuminance-Distance Diagram

Lum. Name:SD07-15-XX-01 2700K RA90 白色	Lum. Catelog:	Test ID:01
Lamp Name:	Lamp Catelog:LED	Test Lab:Quality Departmnt
Manufacture:Shenzhen Norming Lightin	Test Machine:GON-2000	Test Date:2022/10/10



Indoor Luminance Limiting Curves

Lum. Name:SD07-15-XX-01 2700K RA90 白色	Lum. Catalog:	Test ID:01
Lamp Name:	Lamp Catalog: LED	Test Lab: Quality Department
Manufacture: Shenzhen Norming Lightin	Test Machine:GON-2000	Test Date: 2022/10/10

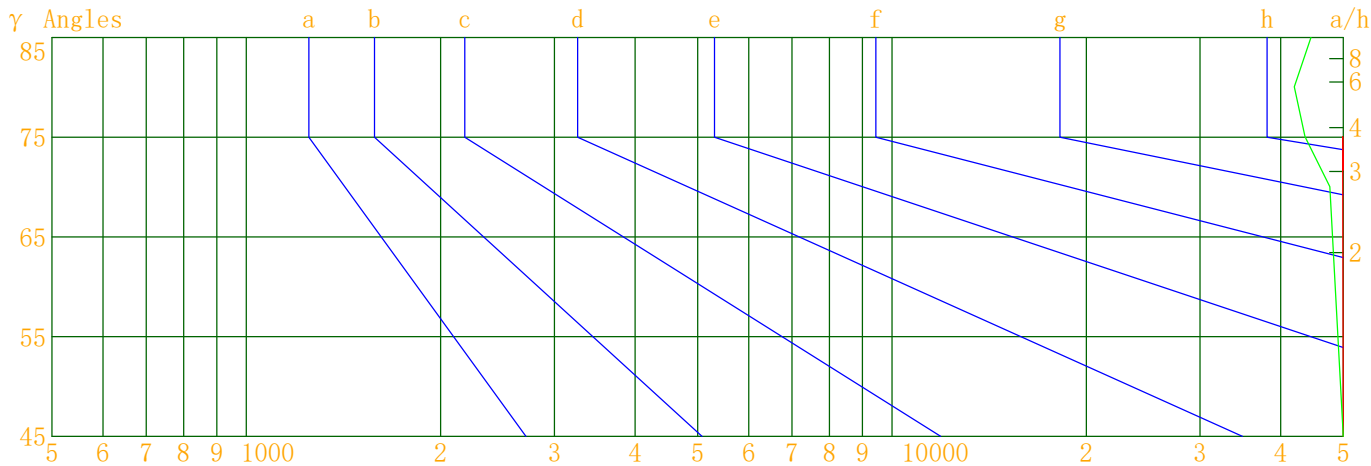
Glare Grade Table

GI	Quality	Using Illuminance							
1.15	A	2000	1000	500	<=300				
1.5	B		2000	1000	500	<=300			
1.85	C			2000	1000	500	<=300		
2.2	D				2000	1000	500	<=300	
2.55	E	a				2000	1000	500	<=300
			b	c	d	e	f	g	h

Luminance Table

Gama(deg)	45	50	55	60	65	70	75	80	85
C0	118991	89097	70736	63962	57253	52722	49877	50049	58609
C90	105024	79080	65648	58108	52463	47656	43613	41982	44565

Luminance Limiting Curve



Luminous Size:

Length(m)=-0.055

Width(m)=-0.055

Height(m)=0.000

Area(m^2)=0.002376

Luminous Type:

Without Luminous Side

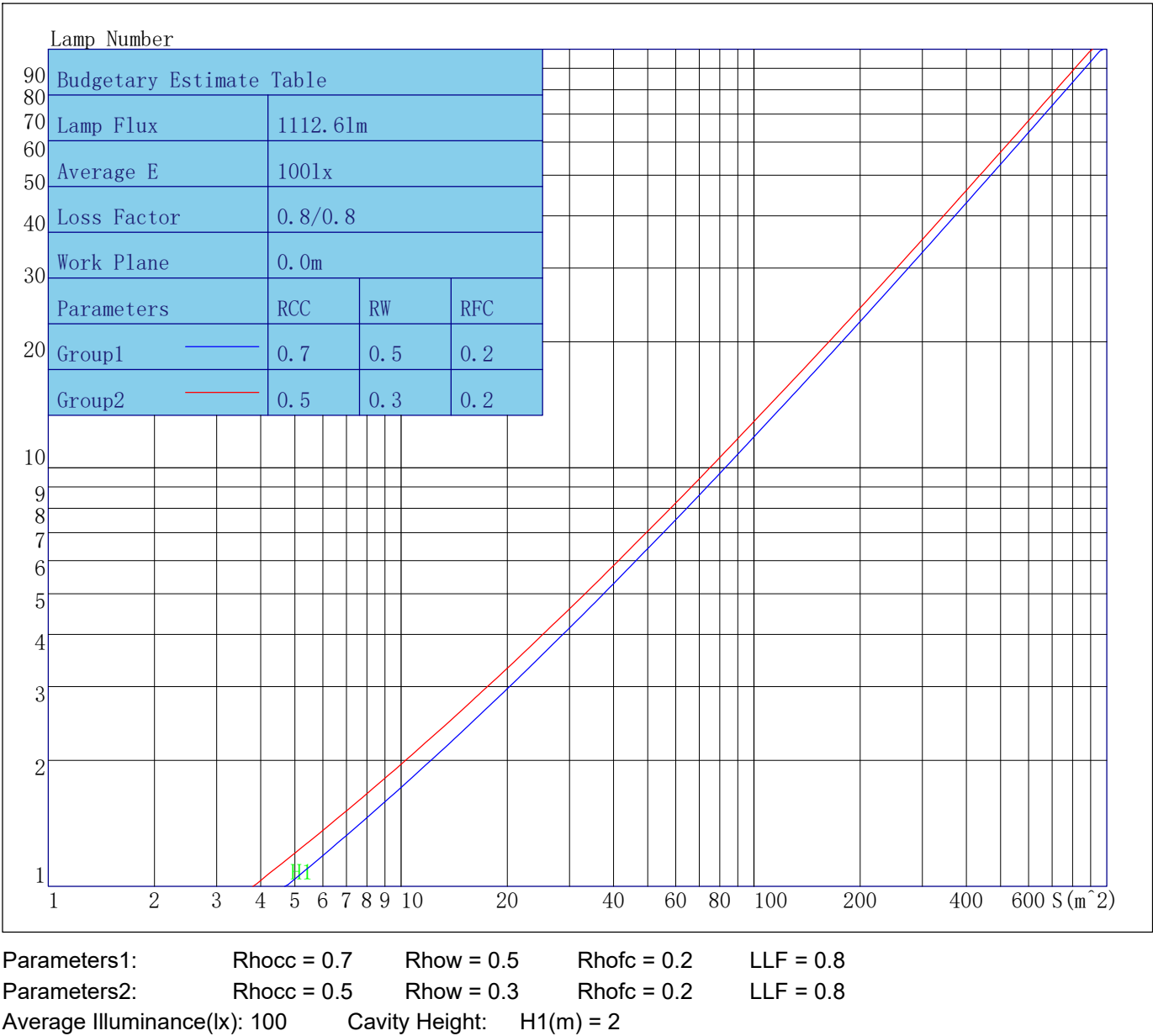
Luminous Curves:

C0-C180 Color: —

C90-C270 Color: —

Indoor Budgetary Estimate Table

Lum. Name:SD07-15-XX-01 2700K RA90 白色	Lum. Catelog:	Test ID:01
Lamp Name:	Lamp Catelog:LED	Test Lab:Quality Departmnt
Manufacture:Shenzhen Norming Lightin	Test Machine:GON-2000	Test Date:2022/10/10



Indoor Coefficient of Utilization Table

Lum. Name:SD07-15-XX-01 2700K RA90 白色	Lum. Catelog:	Test ID:01
Lamp Name:	Lamp Catelog:LED	Test Lab:Quality Departmnt
Manufacture:Shenzhen Norming Lightin	Test Machine:GON-2000	Test Date:2022/10/10

Coefficients of Utilization - Zonal Cavity Method																		
Coef.	Effective Floor Cavity Reflectance RFC=0.20																	
RhoCC (%)	80				70				50			30			10			0
RhoW (%)	70	50	30	10	70	50	30	10	50	30	10	50	30	10	50	30	10	0
RCR	Coefficient of Utilization(%)																	
0	119	119	119	119	116	116	116	116	110	110	110	105	105	105	100	100	100	98
1	111	107	104	101	108	105	102	99	100	98	96	96	94	93	92	91	89	87
2	104	97	92	88	101	95	90	86	92	88	84	88	85	82	85	82	80	78
3	97	88	82	77	94	87	81	76	84	79	75	81	77	73	78	75	72	70
4	90	81	74	69	88	80	73	68	77	71	67	75	70	66	72	68	65	63
5	85	74	67	62	83	73	66	61	71	65	61	69	64	60	67	63	59	57
6	79	69	61	56	78	68	61	56	66	60	55	64	59	55	62	58	54	52
7	75	64	56	51	73	63	56	51	61	55	51	60	54	50	58	53	50	48
8	70	59	52	47	69	58	52	47	57	51	47	56	50	46	55	50	46	44
9	67	55	48	44	65	55	48	43	53	47	43	52	47	43	51	46	43	41
10	63	52	45	40	62	51	45	40	50	44	40	49	44	40	48	43	40	38

Unified Glare Rating Table

Lum. Name:SD07-15-XX-01 2700K RA90 白色	Lum. Catelog:	Test ID:01
Lamp Name:	Lamp Catelog:LED	Test Lab:Quality Departmnt
Manufacture:Shenzhen Norming Lightin	Test Machine:GON-2000	Test Date:2022/10/10

Unified Glare Rating Table

Ceiling RCC	0.70	0.70	0.50	0.50	0.30	0.70	0.70	0.50	0.50	0.30
Wall RW	0.50	0.30	0.50	0.30	0.30	0.50	0.30	0.50	0.30	0.30
Floor RFC	0.20	0.20	0.20	0.20	0.20	0.20	0.20	0.20	0.20	0.20
Room Size	Vewed crosswise					Vewed endwise				
X=2H    Y=2H	26.4	27.6	26.8	28.0	28.4	25.8	27.1	26.2	27.4	27.8
	27.2	28.3	27.6	28.6	29.1	26.6	27.7	27.0	28.1	28.5
	27.5	28.6	28.0	29.0	29.4	26.9	28.0	27.4	28.4	28.8
	27.9	28.8	28.3	29.2	29.7	27.2	28.2	27.7	28.6	29.0
	28.0	28.9	28.5	29.3	29.8	27.3	28.2	27.8	28.7	29.1
	28.1	29.0	28.6	29.4	29.9	27.4	28.3	27.9	28.7	29.2
X=4H    Y=2H	26.6	27.7	27.1	28.1	28.5	26.1	27.2	26.6	27.6	28.0
	27.6	28.5	28.1	28.9	29.4	27.1	27.9	27.5	28.4	28.9
	28.1	28.9	28.6	29.3	29.8	27.5	28.3	28.0	28.8	29.3
	28.6	29.2	29.1	29.7	30.2	28.0	28.6	28.5	29.1	29.6
	28.8	29.4	29.3	29.9	30.4	28.1	28.7	28.6	29.2	29.8
	29.0	29.5	29.5	30.1	30.6	28.3	28.8	28.8	29.3	29.9
X=8H    Y=4H	28.2	28.9	28.7	29.4	29.9	27.7	28.3	28.2	28.8	29.3
	28.8	29.4	29.4	29.9	30.5	28.2	28.7	28.8	29.3	29.9
	29.1	29.6	29.7	30.2	30.7	28.5	28.9	29.0	29.5	30.0
	29.5	29.9	30.0	30.4	31.0	28.7	29.1	29.3	29.7	30.3
X=12H    Y=4H	28.2	28.8	28.7	29.3	29.8	27.7	28.2	28.2	28.8	29.3
	28.9	29.3	29.4	29.8	30.4	28.3	28.7	28.8	29.2	29.8
	29.2	29.6	29.8	30.2	30.8	28.6	29.0	29.1	29.5	30.1
Variations with the objerver position at spacings										
S=1.0H	0.3/-0.3					0.4/-0.4				
S=1.5H	0.6/-0.7					0.7/-0.8				
S=2.0H	0.8/-0.9					1.0/-1.1				
Reduced UGR Table:										
Nordic Standard Table:	BK0					BK0				
Correction Value	2.1					2.0				

o the CIE Pub.117,data has been corrected,refers to the lamp’s lumens 8.2flm.

Candela Tabulation

V/H	C0.0	C90.0	C180.0	C270.0
γ 0.0	837.96	837.96	837.96	837.96
γ 5.0	836.28	831.52	815.61	824.03
γ 10.0	812.08	801.75	776.47	790.51
γ 15.0	769.12	753.74	719.70	739.11
γ 20.0	710.08	690.09	651.00	673.92
γ 25.0	641.01	609.21	551.54	590.27
γ 30.0	531.18	489.60	427.16	470.75
γ 35.0	405.64	365.04	308.29	347.58
γ 40.0	289.88	257.66	212.17	240.64
γ 45.0	199.90	176.44	143.34	161.87
γ 50.0	136.07	120.77	98.84	109.25
γ 55.0	96.39	89.46	78.64	83.32
γ 60.0	75.98	69.03	59.87	65.25
γ 65.0	57.49	52.68	44.89	49.58
γ 70.0	42.84	38.72	32.95	36.39
γ 75.0	30.67	26.82	22.79	25.49
γ 80.0	20.65	17.32	14.01	16.60
γ 85.0	12.14	9.23	7.24	8.99
γ 90.0	5.41	3.96	3.97	3.85
γ 95.0	3.94	3.38	3.33	3.39
γ 100.0	3.54	3.45	3.41	3.12
γ 105.0	3.10	2.83	2.96	2.91
γ 110.0	2.77	2.47	3.29	2.83
γ 115.0	2.72	2.72	3.17	3.08
γ 120.0	3.09	2.79	3.18	3.30
γ 125.0	3.15	2.95	3.73	3.38
γ 130.0	3.28	3.53	3.91	3.67
γ 135.0	3.84	3.78	4.60	4.53
γ 140.0	4.03	4.27	4.55	4.72
γ 145.0	4.50	4.44	5.07	5.11
γ 150.0	5.11	5.17	5.48	5.48
γ 155.0	5.43	5.46	5.75	6.02
γ 160.0	5.97	5.71	6.45	6.20
γ 165.0	6.36	6.35	6.56	6.42
γ 170.0	6.60	6.36	6.69	6.92
γ 175.0	6.74	6.68	6.97	7.01
γ 180.0	7.21	7.21	7.21	7.21